

Phoenix Inverters

250VA – 500VA 230V

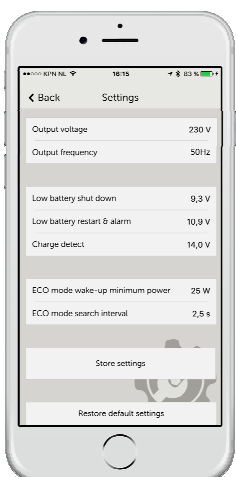
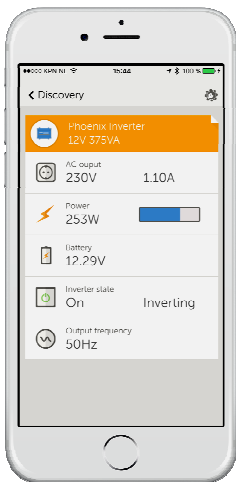
www.victronenergy.com



Phoenix 12/375 VE.Direct



Phoenix 12/375 VE.Direct



VE.Direct communication port

The VE.Direct port can be connected to:

- A computer (VE.Direct to USB interface cable needed)
- Apple and Android smartphones, tablets, macbooks and other devices (VE.Direct Bluetooth Smart dongle needed)

Fully configurable:

- Low battery voltage alarm trip and reset levels
- Low battery voltage cut-off and restart levels
- Output voltage 210 - 245V
- Frequency 50 Hz or 60 Hz
- ECO mode on/off and ECO mode sense level

Monitoring:

- In- and output voltage and current alarms

Proven reliability

The full bridge plus toroidal transformer topology has proven its reliability over many years.

The inverters are short circuit proof and protected against overheating, whether due to overload or high ambient temperature.

High start-up power

Needed to start loads such as power converters for LED lamps, halogen lamps or electric tools.

ECO mode

When in ECO mode, the inverter will switch to standby when the load decreases below a preset value. Once in standby the inverter will switch on for a short period (adjustable, default: every 2,5 seconds). If the load exceeds a preset level, the inverter will remain on.

Remote on/off

A remote on/off switch can be connected to a two pole connector, or between battery plus and the left hand contact of the two pole connector.

LED diagnosis

Please see manual for a description.

To transfer the load to another AC source: the automatic transfer switch

For our low power inverters we recommend our Filax Automatic Transfer Switch. The Filax features a very short switchover time (less than 20 milliseconds) so that computers and other electronic equipment will continue to operate without disruption.

Available with different output sockets


Schuko



UK (BS-1363)



AU/NZ (3112)



EC-320 (male plug included)



Screw terminals

No special tools needed for installation

Phoenix Inverter	12 Volt 24 Volt 48 Volt	12/250 24/250 48/250	12/375 24/375 48/375	12/500 24/500 48/500
Cont. power at 25°C (1)		250VA	375VA	500VA
Cont. power at 25°C / 40°C		200 / 175W	300 / 260W	400/350W
Peak power		400W	700W	900W
Output AC voltage / frequency (adjustable)		230VAC +/- 3% 50Hz or 60Hz +/- 0,1%		
Input voltage range		9,2 - 17 / 18,4 - 34,0 / 36,8 - 62,0V		
DC low shut down (adjustable)		9,3 / 18,6 / 37,2V		
DC low restart and alarm (adjustable)		10,9 / 21,8 / 43,6V		
Battery charged detect (adjustable)		14,0 / 28,0 / 56,0V		
Max. efficiency		87 / 88 / 88%	89 / 89 / 90%	90 / 90 / 91%
Zero-load power		4,2 / 5,2 / 7,9W	5,6 / 6,1 / 8,5W	6 / 6,5 / 9W
Default zero-load power in ECO mode (default retry interval: 2,5 s, adjustable)		0,8 / 1,3 / 2,5W	0,9 / 1,4 / 2,6W	1 / 1,5 / 3,0
ECO mode stop and start power setting		Adjustable		
Protection (2)		a - f		
Operating temperature range		-40 to +65°C (fan assisted cooling) (derate 1,25% per °C above 25°C)		
Humidity (non-condensing)		max 95%		
ENCLOSURE				
Material & Colour		Steel chassis and plastic cover (blue Ral 5012)		
Battery-connection		Screw terminals		
Maximum cable cross-section		10 mm² / AWG8	10 mm² / AWG8	10 mm² / AWG8
Standard AC outlets		Schuko (CEE 7/4), IEC-320 (male plug included) UK (BS 1363), AU/NZ (AS/NZS 3112)		
Protection category		IP 21		
Weight		2,4kg / 5,3lbs	3,0kg / 6,6lbs	3,9kg / 8,5lbs
Dimensions (h x w x d, mm) (h x w x d, inch)		86x165x260 3.4x6.5x10.2	86x165x260 3.4x6.5x10.2	86x172x275 3,4x6,8x10,8
ACCESSORIES				
Remote on-off		Yes		
Automatic transfer switch		Filax		
STANDARDS				
Safety		EN/IEC 60335-1 / EN/IEC 62109-1		
EMC		EN 55014-1 / EN 55014-2 / IEC 61000-6-1 / IEC 61000-6-3		
Automotive Directive		2004/104/EC EN 50498		
1) Nonlinear load, crest factor 3:1 2) Protection key: a) output short circuit b) overload c) battery voltage too high d) battery voltage too low e) temperature too high f) DC ripple too high				



Battery Alarm

An excessively high or low battery voltage is indicated by an audible and visual alarm, and a relay for remote signalling.



VE.Direct Bluetooth Smart dongle (must be ordered separately)



BMV Battery Monitor

The BMV Battery Monitor features an advanced microprocessor control system combined with high resolution measuring systems for battery voltage and charge/discharge current. Besides this, the software includes complex calculation algorithms to exactly determine the state of charge of the battery. The BMV selectively displays battery voltage, current, consumed Ah or time to go. The monitor also stores a host of data regarding performance and use of the battery.

Intellitec MV Ltd
 Unit 9 Woodway Court
 Thursby Road
 Bromborough
 Wirral CH62 3PR Tel: 0151 482 8970 Email: sales@intellitecmv.com

www.intellitecmv.com